

The `nahuatl` Package

Prints glyphs from `nahuatl`

v 0.1

Roberto Alvarez Zavala

(`quiah.editorial@gmail.com`)

October 8, 2021

Abstract

Shows the use of the `nahuatl` package, the list of glyphs and a case of use.

Introduction
















Prints 20 glyphs for the 20 days in the aztec calendar, taken from the Códice Laud.

Using the package


In order to use `nahuatl` you most call him in the preamble `:\usepackage { nahuatl }`:

```
\documentclass [ ... ] { article }  
\usepackage { nahuatl }  
...  
\begin { document }
```

On the body of the document use a glyph as shown:

<code>\Yolotl</code>	
<code>\Cipactli</code>	
<code>\Ehecatl</code>	
<code>\Calli</code>	
<code>\Cuetzpalin</code>	
<code>\Coatl</code>	
<code>\Miquiztli</code>	
<code>\Mazatl</code>	
<code>\Tochtli</code>	
<code>\Atl</code>	
<code>\Itzcuintli</code>	
<code>\Ozomahtli</code>	
<code>\Malinalli</code>	
<code>\Acatl</code>	
<code>\Ocelotl</code>	
<code>\Cuauhtli</code>	
<code>\Cozcacuauhtli</code>	
<code>\Ollin</code>	
<code>\Tecpatl</code>	
<code>\Quiahutl</code>	
<code>\Xochitl</code>	

Case of use



The background image shows the Códice Mendoza as transparency, it's usefull as a reference for digitalizing the document and as an example for digitalization of the writing system, also as case of use.

The package `nahuatl` does NOT generate a *códice*, if you want create one, you must draw its geometry, finally add nahua glyphs.

Contenido del paquete:

<code>nahuatl.sty</code>	The style file
<code>nahuatl-eng.tex</code>	This manual in english
<code>nahuatl-es.tex</code>	This manual in spanish
<code>nahuatl.tfm</code>	The font metric
<code>nahuatl.pk</code>	The packed font
<code>nahuatl.mf</code>	The METAFONT source

Notes

This work is under development, a future version will add other glyphs.

This is my first version, I share as a motivation for my self to work on, also for you to know it.

Use `\scalebox { N } { Glifo }` to scale glyphs.

As a first version and contribution to CTAN, appreciate observations, comments and support, please write to quiah.editorial@gmail.com

Thanks to every one whom has give support to the proyect *El LaTeXnomicón*, you made it possible.